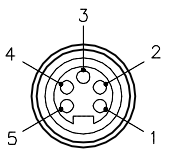
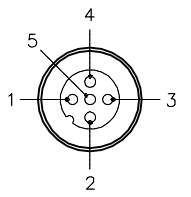


MALE END VIEW



1 = BARE (SHIELD)  
2 = RED (+ VOLTAGE)  
3 = BLACK (- VOLTAGE)  
4 = WHITE (CAN\_H)  
5 = BLUE (CAN\_L)

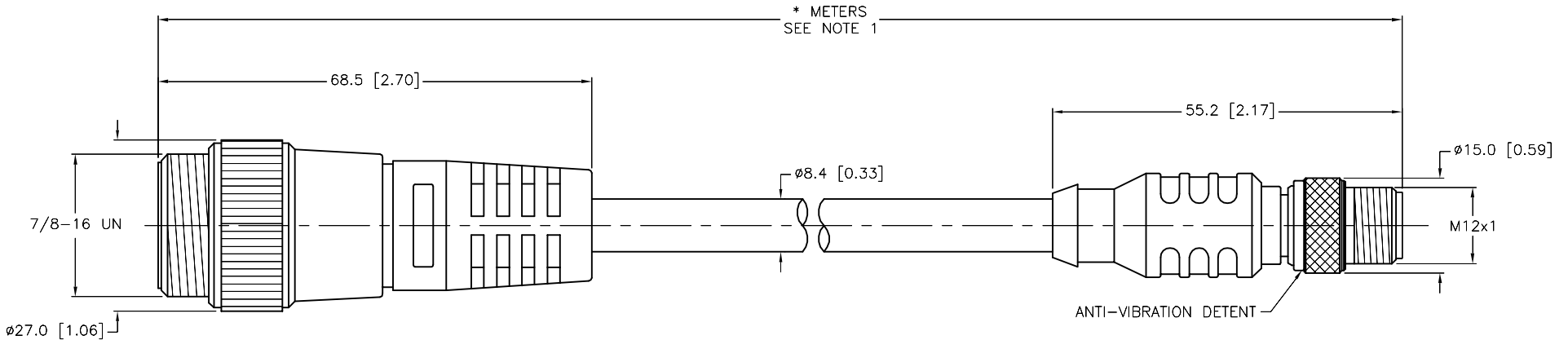
MALE END VIEW



1 = BARE (SHIELD)  
2 = RED (+ VOLTAGE)  
3 = BLACK (- VOLTAGE)  
4 = WHITE (CAN\_H)  
5 = BLUE (CAN\_L)

SPECIFICATIONS

|                               |                                  |
|-------------------------------|----------------------------------|
| CONTACT CARRIER MATERIAL      | TPU                              |
| MOLDED HEAD MATERIAL/COLOR    | TPU/BLUE-GRAY                    |
| CONTACT MATERIAL/PLATING      | BRASS/GOLD                       |
| COUPLING NUT MATERIAL/PLATING | BRASS/NICKEL                     |
| RATED CURRENT [A]             | 4.0 A                            |
| RATED VOLTAGE [V]             | 250 V                            |
| OUTER JACKET MATERIAL/COLOR   | PVC/GREY                         |
| CONDUCTOR INSULATION MATERIAL | PE (DATA), PVC (POWER)           |
| NUMBER OF CONDUCTORS [AWG]    | 2x16 AWG, 2x20 AWG, 20 AWG DRAIN |
| SHIELD                        | FOIL (PAIRS), FOIL (OVERALL)     |
| TEMPERATURE RATING            | -40°C to +80°C (-40°F to +176°F) |
| PROTECTION CLASS              | MEETS NEMA 1,3,4,6P AND IEC IP67 |



68.5 [2.70]

55.2 [2.17]

7/8-16 UN

27.0 [1.06]

8.4 [0.33]

15.0 [0.59]

\* METERS  
SEE NOTE 1

ANTI-VIBRATION DETENT

| CABLE LENGTH | TOLERANCE*  |
|--------------|---|
| ALL LENGTHS  | + 4% (OR 50mm) OF LENGTH<br>- 0% (OR 0mm) OF LENGTH<br>WHICHEVER IS GREATER |
| STRIP LENGTH | TOLERANCE*  |
| 0-7mm        | ±0.5mm  |
| 8-29mm       | ±1.0mm  |
| 30-49mm      | ±2.0mm  |
| 50-69mm      | ±3.0mm  |
| 70-100mm     | ±4.0mm  |
| OVER 100mm   | ±5.0mm  |

\* UNLESS OTHERWISE SPECIFIED

NOTES:

1. "\*" INDICATES CABLE LENGTH IN METERS. CONTACT TURCK TO ORDER SPECIFIC LENGTHS.

RELATED DOCUMENTS

3RD ANGLE PROJECTION

THIS DRAWING IS CONFIDENTIAL AND THE PROPERTY OF TURCK INC. USE OF THIS DOCUMENT WITHOUT WRITTEN PERMISSION IS PROHIBITED.

1.

2.

3.

4.

MATERIAL

FINISH

DRFT KMY

APVD T.S.

UNIT OF MEASUREMENT  
MILLIMETER [ INCH ]

DO NOT SCALE THIS DRAWING

DATE 01/29/13

SCALE 1=1.0

DESCRIPTION  
RSM RSC 5711-\*M

IDENTIFICATION NO.

REV  
A

3000 CAMPUS DRIVE  
MINNEAPOLIS, MN 55441  
1-800-544-7769  
(763) 553-7300  
(763) 553-0708 fax  
turck.com

|     |                 |     |          |         |
|-----|-----------------|-----|----------|---------|
| A   | DRAWING RELEASE | KMY | 02/07/13 |         |
| REV | DESCRIPTION     | BY  | DATE     | ECO NO. |